



FIERAMILANOCITY - HALL 03

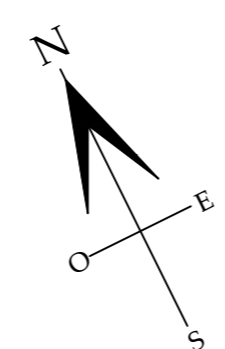
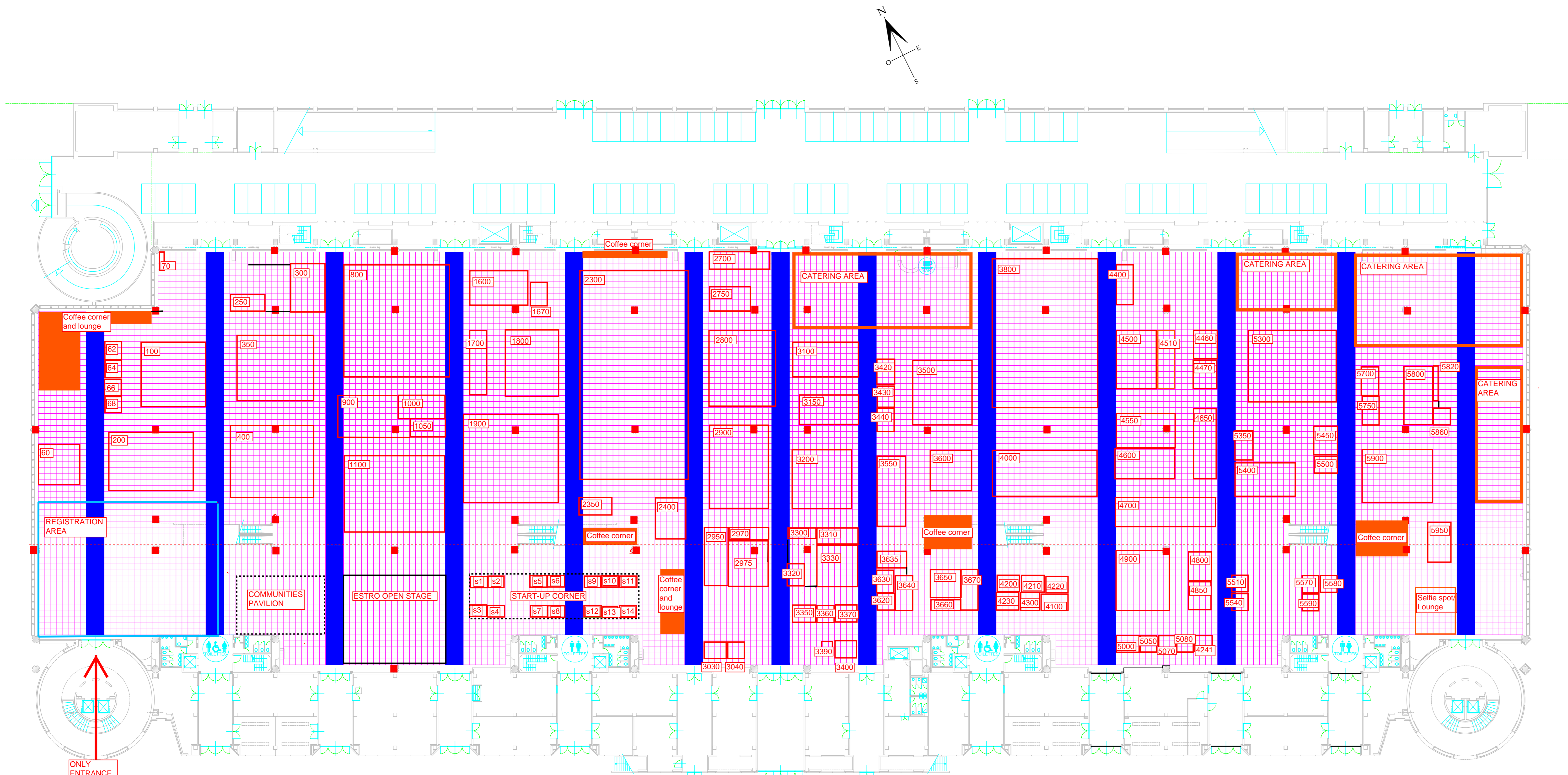
LEGEND



SCHEMA PILASTRO			
8	CASSETTA PASSACAVI A PARETE wall cable box		
9	DERIVAZIONE A PARETE wall distribution box	20x30x20	h da p.T1
10	POZZETTO PASSACAVI cable pit		
11	DERIVAZIONE A PAVIMENTO floor distribution box		
IDRICI plumbing			
12	PRESA CARICO/SCARICO A PARETE PRESA ARIA COMPRESSA wall plug and drain compressed air plug		
13	PRESA CARICO/SCARICO A PAVIMENTO floor plug and drain		
14	PRESA CARICO/SCARICO A PAVIMENTO PRESA ARIA COMPRESSA floor plug and drain compressed air plug		
15	SCARICO A PAVIMENTO floor drain		
16	PRESA ARIA COMPRESSA compressed air plug		
17	POZZETTO ISPEZIONE CON SARACINESCA gate valve pit		
18	IDRANTE ANTINCENDIO fire hydrant	50x110x35	h da p.108
19	ATTACCO AUTOPOMPA fire truck coupling		
20	NASPO ANTINCENDIO fire fighting winch	32x48x20	h da p.148
21	POZZETTO ISPEZIONE FOGNATURA sewer inspection pit		
GENERALI			
generals			
22	MONTANTI E CANALIZZAZIONI upright dust section		
23	DELIMITAZIONE ZONE CONTROSCOPFITATE false ceiling limit		
24	TERMINALI CAVI COMPUTER terminal computer cable		
25	TUBAZIONI IDRICHE E PLUVIALI piping and downpipe		
26	PULSANTE ANTINCENDIO fire alarm button		
27	COMANDO PORTONI operlicee-door button		

 Grid 1 x 1 mt

 Aisle - emergency exit



IMPORTANT:
PLEASE REFER TO THE EXHIBITORS MANUAL PAGE 20 FOR FLOORPLAN DETAILS, (PILLARS, MAXIMUM HEIGHT, ACCESS TO UPPER LEVELS AND OTHER).

ONLY ENTRANCE TO THE ESTRO 38 CONGRESS

COMMESSA	OGGETTO
ESTRO 2019	FieraMilanoCity HALL 03
PROGETTAZIONE	COMMITTENTE
SPERONI&PARTNERS ARCHITECTURE#DESIGN	MiCo Milano Congressi
P.LE GIULIO CESARE, 21 20145 MILANO - ITALY TEL. +39 02 36517770 FAX. +39 02 36517774	
RESPONSABILE DEL PROCEDIMENTO:	31.05.2018
COMMESSA N°	
NOME FILE:	
SCALA:	REV DESCR ESEG CONT APPR DATA
Tutti i diritti di questo elaborato tecnico sono riservati e non cedibili a terzi	
ELABORATO: FMC/EST-001	