

ESTRO 2020 in Figures



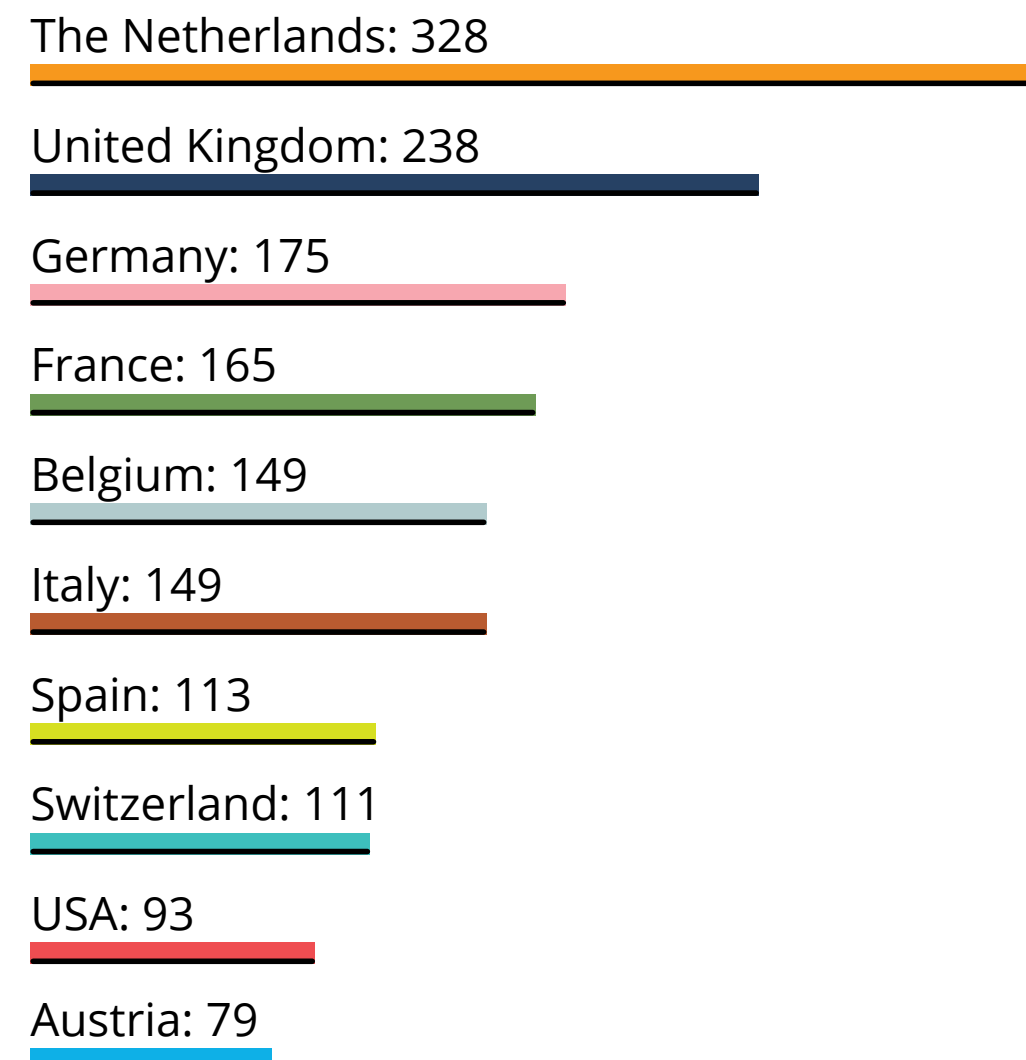
DELEGATES

3,047 Delegates

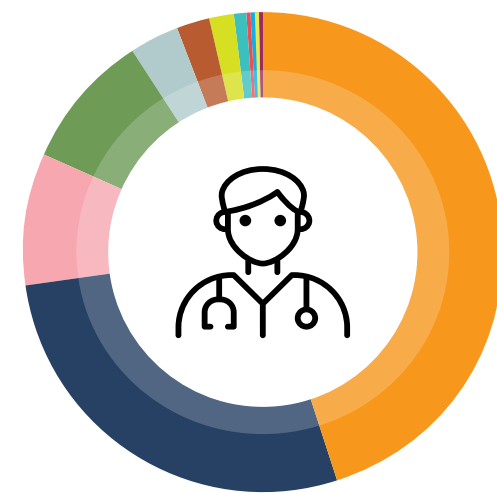


- 83% Participants
- 18% Company delegates

Top 10 Countries



Breakdown per Specialty



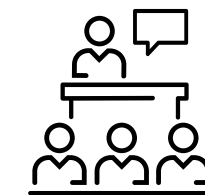
- 45.15% Radiation Oncologists
- 27.50% Medical Physicists
- 9.12% Clinical Oncologists
- 9.08% RTTs, RT nurses
- 3.52% Other Medical Specialities
- 2.24% Radiobiologist
- 1.46% Computer Scientist
- 0.9% Dosimetrist
- 0.42% Medical Oncologists
- 0.37% RO Industry - Corporate
- 0.14% Quality Manager
- 0.1% Other Non-Medical Specialities

CONFERENCE


Overview



2,143
Abstracts



132
Sessions



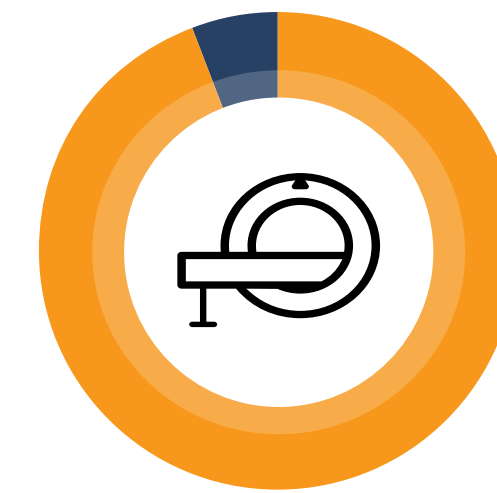
275
Invited Speakers
43
Chairs



1,422
Posters

EXHIBITION

53 Exhibitors



- Main Exhibition: 50
- Start-ups: 3